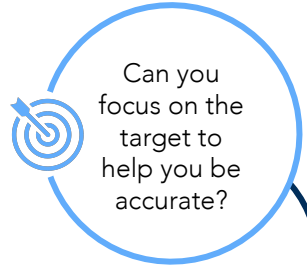





# Target Treasure PE Home Learning




## Time to Learn:

- Place a selection of targets five large steps away from your starting line.
- Players take turns to throw an object towards the targets from behind the starting line.
- Each time a target is hit, it is taken by the thrower and becomes their treasure.
- The winner is the player to have the most pieces of treasure after all the treasure is gone.



**Play on your own.**  
Can you hit all of the targets in the least amount of throws?



**Play for three minutes!**  
The player with the most treasure at the end of the game is the winner.



**Have a competition!**  
Play against different family members.

## Top Tips

### Throwing Underarm

- Step forwards with one foot, releasing the ball from low to high using your opposite hand.



## Let's Reflect

What was the difference between your throws that were accurate and your throws that missed?

Why do you need to use the correct throwing technique?